


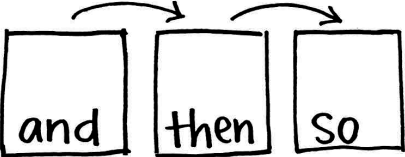


Name: _____

Date: _____

Narrative Writing Checklist

Grade 1


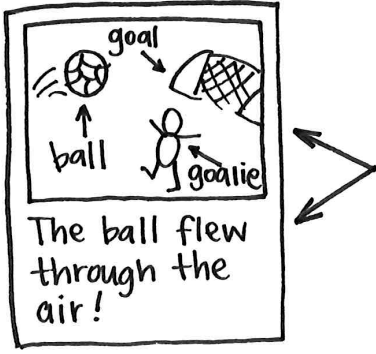
STRUCTURE

Overall	I wrote about when I did something.				
	Did I do it like a first grader?	NOT YET	STARTING TO	YES!	
Lead		I tried to make a beginning for my story.	<input type="checkbox"/>	<input type="checkbox"/>	<input type="checkbox"/>
Transitions		I put my pages in order. I used words such as <i>and</i> , <i>then</i> , and <i>so</i> .	<input type="checkbox"/>	<input type="checkbox"/>	<input type="checkbox"/>
Ending		I found a way to end my story.	<input type="checkbox"/>	<input type="checkbox"/>	<input type="checkbox"/>
Organization		I wrote my story across three or more pages.	<input type="checkbox"/>	<input type="checkbox"/>	<input type="checkbox"/>

Narrative Writing Checklist (continued)

Grade 1


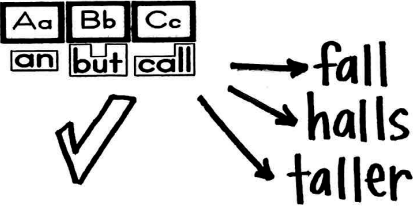


DEVELOPMENT

	Did I do it like a first grader?	NOT YET	STARTING TO	YES!	
Elaboration		I put the picture from my mind onto the page. I had details in pictures and words.	<input type="checkbox"/>	<input type="checkbox"/>	<input type="checkbox"/>
Craft		I used labels and words to give details.	<input type="checkbox"/>	<input type="checkbox"/>	<input type="checkbox"/>

Narrative Writing Checklist (continued)

Grade 1

LANGUAGE CONVENTIONS

		Did I do it like a first grader?	NOT YET	STARTING TO	YES!
Spelling		I used all I knew about words and chunks of words to help me spell.	<input type="checkbox"/>	<input type="checkbox"/>	<input type="checkbox"/>
		I spelled all the word wall words right and used the word wall to help me spell other words.	<input type="checkbox"/>	<input type="checkbox"/>	<input type="checkbox"/>
Punctuation	<p style="font-size: 1.5em;">End it with</p> <p style="font-size: 2em;">. ! ?</p>	I ended sentences with punctuation.	<input type="checkbox"/>	<input type="checkbox"/>	<input type="checkbox"/>
		I used a capital letter for names.	<input type="checkbox"/>	<input type="checkbox"/>	<input type="checkbox"/>
		I used commas in dates and lists.	<input type="checkbox"/>	<input type="checkbox"/>	<input type="checkbox"/>